



Costa Favolosa Deck Plans

Cabin grades

- **I1** Inside. Babilonia, Alhambra
- **I2** Inside. Boboli
- **I3** Inside. La Zarzuela
- **I4** Inside. Boboli
- **I5** Inside. Encelado, Villa Borghese
- **E1** Outside with window. Babilonia
- **E2** Outside with window. Boboli, La Zarzuela, Boboli, Villa Borghese
- **B1** Outside with balcony. La Zarzuela
- **B2** Outside with balcony. Boboli
- **B3** Outside with balcony. Encelado
- **B4** Outside with balcony. Villa Borghese
- **B5** Outside with grand balcony. La Zarzuela, Boboli, Encelado
- **IS** Inside single. Babilonia, Boboli, La Zarzuela, Boboli, Encelado
- **ES** Outside single. Babilonia, Boboli
- **Suites**
- **MS** Mini Suite with balcony. La Zarzuela, Boboli, Encelado
- **S** Suite with balcony. Boboli, Villa Borghese
- **GS** Grand Suite with balcony. Boboli

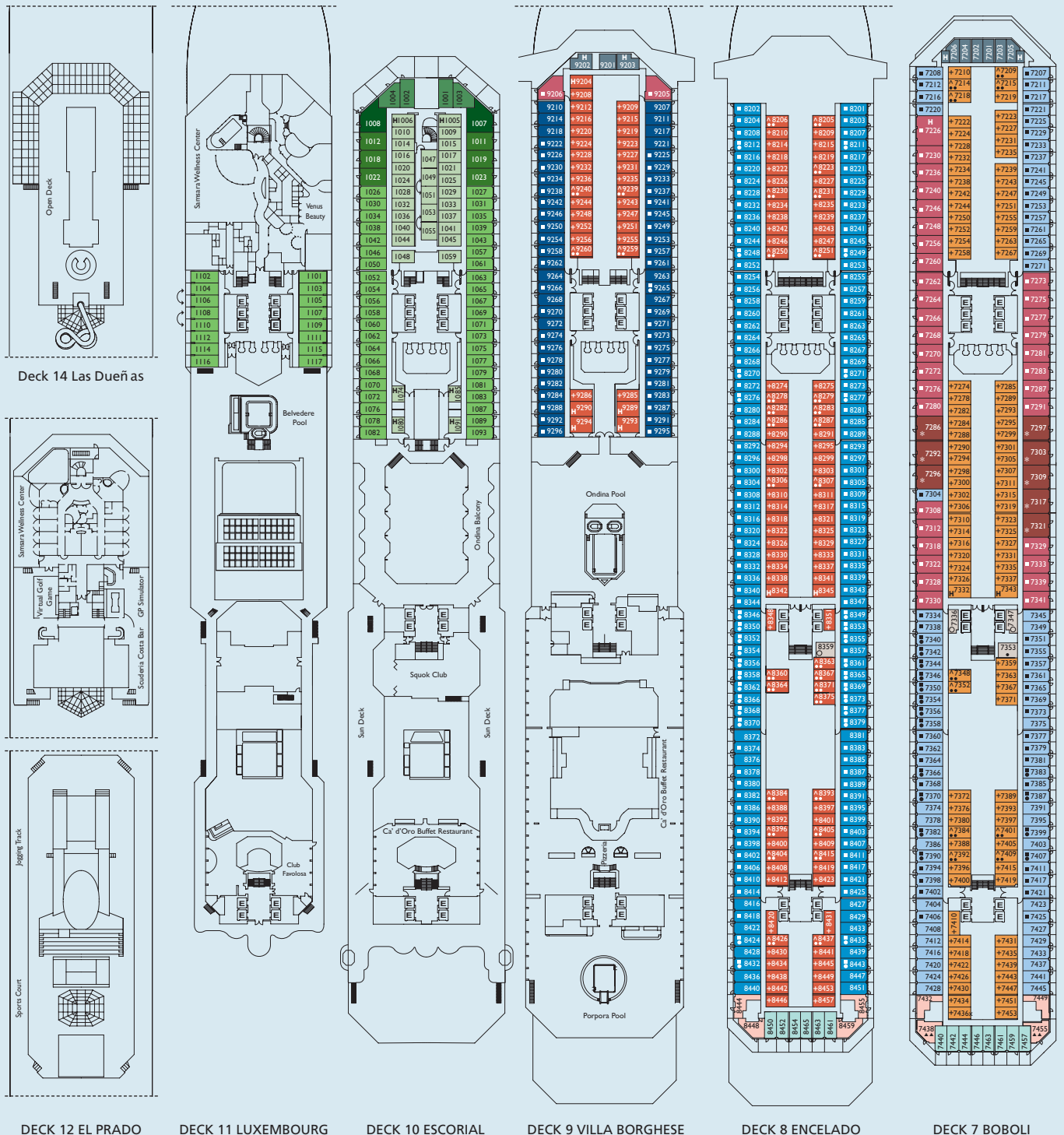
Samsara Cabins & Suites

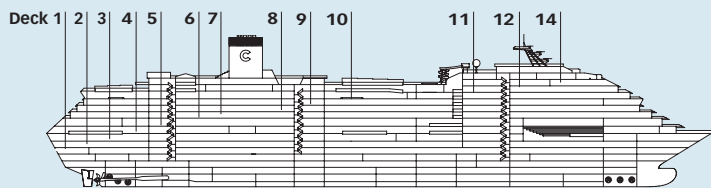
- **SI** Samsara inside. SATIE
- **SB** Samsara outside with balcony. Escorial, Luxembourg
- **SU** Samsara Suite with balcony. Escorial
- **SV** Samsara Suite with veranda. Escorial
- **SG** Grand Suite with veranda. Escorial

Key

- 1 lower bed and 1 upper berth
- 1 additional upper foldaway berth
- 2 additional upper foldaway berths
- ⌋ interconnecting cabins
- additional single sofa-bed
- * additional double sofa-bed
- + 2 lower beds convert to double
- ^ 2 lower beds convert to double used as double cabin
- # 1 lower bed & 1 additional single sofa-bed
- ▲▲ 2 lower beds not convertible to double
- H cabin for disabled guests
- E lift

Please note: Double bed available in all grades. 3rd berth available in all grades except MS & Samsara. 4th berth available in all grades except MS, S, & Samsara.

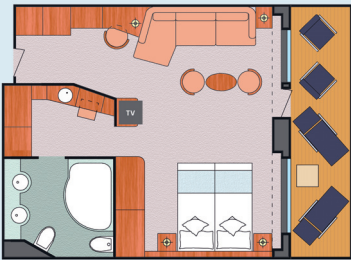




- Deck 1 Babilonia
- Deck 2 Alhambra
- Deck 3 Hermitage
- Deck 4 Versailles
- Deck 5 Tivoli
- Deck 6 La Zarzuela
- Deck 7 Boboli
- Deck 8 Encelado
- Deck 9 Villa Borghese
- Deck 10 Escorial
- Deck 11 Luxembourg
- Deck 12 El Prado
- Deck 14 Las Dueñas

Grt 112,000 t • Length 290 m • Width 32 m • Cruising speed 20 knots • Max speed 22 knots • Due to enter service: July 2011 • Passenger capacity: 3,780

GS - GRAND SUITE WITH BALCONY - 43 m²



B3 - OUTSIDE WITH BALCONY - 21 m²



E2 - OUTSIDE - 18 m²



Please note: individual size, layout and furniture may vary from cabin to cabin

